

## Electoral boundaries submission

### Submission details

**Submission name:** Douglas Hynd






**Submitted by:** Douglas Hynd

### Submission description

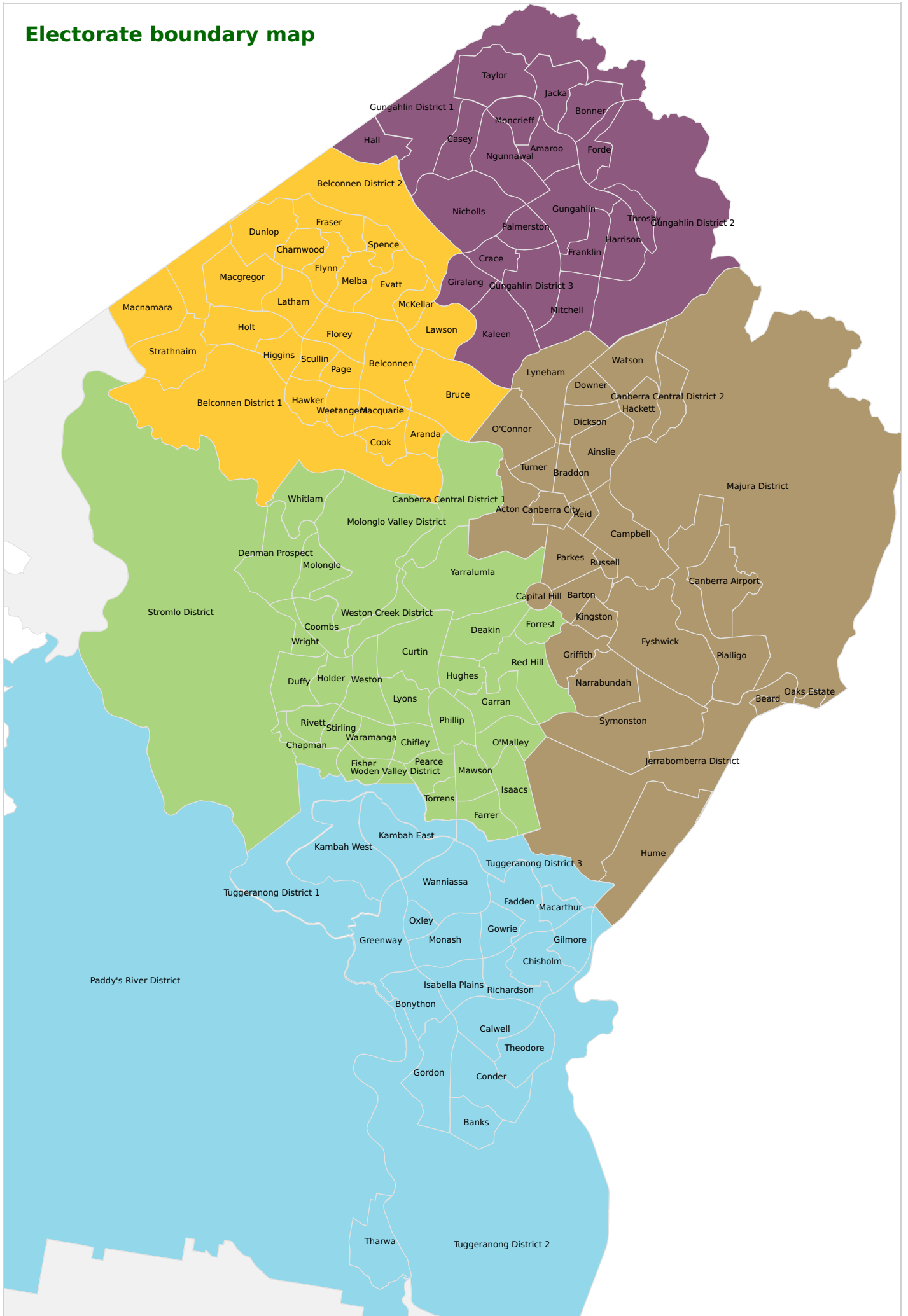
The main changes flow from the need to allow for projected population decline in Brindabella. The inclusion of Kambah East in Brindabella is defensible in terms of community of interest with the Tuggeranong Valley. There is no other viable option.

Once you make this shift the adjustments to Murrumbidgee and Kurrajong follow to keep them within the quota requirements.

### Electorates

 Brindabella Current: 106.55% Projected: 102.09%	 Murrumbidgee Current: 97.31% Projected: 97.45%
 Kurrajong Current: 93.16% Projected: 97.39%	 Yerrabi Current: 99.05% Projected: 99.78%
 Ginninderra Current: 103.54% Projected: 102.94%	

# Electorate boundary map



## Electorate summary

### Brindabella

**Banks** Enrolled: 3697, Projected: 3574  
**Calwell** Enrolled: 4234, Projected: 4093  
**Conder** Enrolled: 3819, Projected: 3692  
**Gilmore** Enrolled: 2022, Projected: 1955  
**Gowrie** Enrolled: 2369, Projected: 2291  
**Isabella Plains** Enrolled: 3170, Projected: 3064  
**Kambah West** Enrolled: 6706, Projected: 6478  
**Monash** Enrolled: 4230, Projected: 4089  
**Paddy's River District** Enrolled: 76, Projected: 63  
**Tharwa** Enrolled: 51, Projected: 50  
**Tuggeranong District 1** Enrolled: 9, Projected: 8  
**Tuggeranong District 3** Enrolled: 0, Projected: 0

### Murrumbidgee

**Canberra Central District 1** Enrolled: 0, Projected: 0  
**Chifley** Enrolled: 1849, Projected: 1788  
**Curtin** Enrolled: 3997, Projected: 3885  
**Denman Prospect** Enrolled: 1746, Projected: 2313  
**Farrer** Enrolled: 2712, Projected: 2621  
**Forrest** Enrolled: 1583, Projected: 1700  
**Holder** Enrolled: 2041, Projected: 1973  
**Isaacs** Enrolled: 1890, Projected: 1827  
**Mawson** Enrolled: 2301, Projected: 2216  
**Molonglo Valley District** Enrolled: 5, Projected: 5  
**Pearce** Enrolled: 2018, Projected: 1951  
**Red Hill** Enrolled: 2293, Projected: 2371  
**Stirling** Enrolled: 1526, Projected: 1475  
**Torrens** Enrolled: 1718, Projected: 1661  
**Weston** Enrolled: 2766, Projected: 2674  
**Whitlam** Enrolled: 43, Projected: 462  
**Wright** Enrolled: 2450, Projected: 2803

### Kurrajong

**Acton** Enrolled: 936, Projected: 1083  
**Barton** Enrolled: 1508, Projected: 1458  
**Braddon** Enrolled: 4675, Projected: 4871  
**Canberra Airport** Enrolled: 0, Projected: 38  
**Canberra City** Enrolled: 2567, Projected: 2633  
**Dickson** Enrolled: 2318, Projected: 2534  
**Fyshwick** Enrolled: 19, Projected: 21  
**Hackett** Enrolled: 2317, Projected: 3096  
**Jerrabomberra District** Enrolled: 28, Projected: 26  
**Lyneham** Enrolled: 3948, Projected: 4090  
**Narrabundah** Enrolled: 4645, Projected: 4490  
**Oaks Estate** Enrolled: 244, Projected: 237  
**Pialligo** Enrolled: 107, Projected: 822  
**Russell** Enrolled: 0, Projected: 0  
**Turner** Enrolled: 3242, Projected: 3309

### Yerrabi

**Amaroo** Enrolled: 4147, Projected: 4083  
**Casey** Enrolled: 4065, Projected: 4021  
**Forde** Enrolled: 2806, Projected: 2699  
**Giralang** Enrolled: 2419, Projected: 2338  
**Gungahlin District 1** Enrolled: 0, Projected: 0  
**Gungahlin District 3** Enrolled: 0, Projected: 0  
**Harrison** Enrolled: 4718, Projected: 4561  
**Kaleen** Enrolled: 5505, Projected: 5308

**Bonython** Enrolled: 2857, Projected: 2762  
**Chisholm** Enrolled: 3896, Projected: 3766  
**Fadden** Enrolled: 2333, Projected: 2210  
**Gordon** Enrolled: 5875, Projected: 5679  
**Greenway** Enrolled: 2978, Projected: 2879  
**Kambah East** Enrolled: 5001, Projected: 4838  
**Macarthur** Enrolled: 1072, Projected: 1013  
**Oxley** Enrolled: 1264, Projected: 1223  
**Richardson** Enrolled: 2216, Projected: 2142  
**Theodore** Enrolled: 2913, Projected: 2790  
**Tuggeranong District 2** Enrolled: 24, Projected: 24  
**Wanniassa** Enrolled: 5815, Projected: 5621

**Chapman** Enrolled: 2216, Projected: 2121  
**Coombs** Enrolled: 2899, Projected: 3420  
**Deakin** Enrolled: 2318, Projected: 2240  
**Duffy** Enrolled: 2481, Projected: 2399  
**Fisher** Enrolled: 2276, Projected: 2200  
**Garran** Enrolled: 2403, Projected: 2323  
**Hughes** Enrolled: 2206, Projected: 2133  
**Lyons** Enrolled: 2082, Projected: 2020  
**Molonglo** Enrolled: 0, Projected: 0  
**O'Malley** Enrolled: 781, Projected: 766  
**Phillip** Enrolled: 3272, Projected: 3164  
**Rivett** Enrolled: 2443, Projected: 2361  
**Stromlo District** Enrolled: 33, Projected: 32  
**Waramanga** Enrolled: 2006, Projected: 1939  
**Weston Creek District** Enrolled: 4, Projected: 0  
**Woden Valley District** Enrolled: 0, Projected: 0  
**Yarralumla** Enrolled: 2493, Projected: 2538

**Ainslie** Enrolled: 4028, Projected: 3863  
**Beard** Enrolled: 0, Projected: 1  
**Campbell** Enrolled: 4982, Projected: 5068  
**Canberra Central District 2** Enrolled: 0, Projected: 0  
**Capital Hill** Enrolled: 0, Projected: 0  
**Downer** Enrolled: 2938, Projected: 2981  
**Griffith** Enrolled: 4050, Projected: 4401  
**Hume** Enrolled: 10, Projected: 10  
**Kingston** Enrolled: 4852, Projected: 5116  
**Majura District** Enrolled: 113, Projected: 103  
**O'Connor** Enrolled: 4334, Projected: 4190  
**Parkes** Enrolled: 2, Projected: 110  
**Reid** Enrolled: 1415, Projected: 1645  
**Symonston** Enrolled: 400, Projected: 421  
**Watson** Enrolled: 4576, Projected: 4723

**Bonner** Enrolled: 4064, Projected: 3901  
**Crace** Enrolled: 3026, Projected: 2926  
**Franklin** Enrolled: 3944, Projected: 3813  
**Gungahlin** Enrolled: 4681, Projected: 4657  
**Gungahlin District 2** Enrolled: 6, Projected: 6  
**Hall** Enrolled: 239, Projected: 231  
**Jacka** Enrolled: 374, Projected: 362  
**Mitchell** Enrolled: 1, Projected: 2

**Moncrieff** Enrolled: 2874, Projected: 3134

**Nicholls** Enrolled: 5086, Projected: 4960

**Taylor** Enrolled: 1326, Projected: 2945

### **Ginninderra**

**Aranda** Enrolled: 1872, Projected: 1817

**Belconnen District 1** Enrolled: 7, Projected: 6

**Bruce** Enrolled: 4433, Projected: 4291

**Cook** Enrolled: 2194, Projected: 2121

**Evatt** Enrolled: 3977, Projected: 3845

**Flynn** Enrolled: 2649, Projected: 2561

**Hawker** Enrolled: 2225, Projected: 2150

**Holt** Enrolled: 3982, Projected: 4034

**Lawson** Enrolled: 1333, Projected: 1289

**Macnamara** Enrolled: 0, Projected: 126

**McKellar** Enrolled: 2073, Projected: 2004

**Page** Enrolled: 2020, Projected: 1953

**Spence** Enrolled: 1952, Projected: 1888

**Weetangera** Enrolled: 2011, Projected: 1954

**Ngunnawal** Enrolled: 7456, Projected: 7251

**Palmerston** Enrolled: 3910, Projected: 3780

**Throsby** Enrolled: 1287, Projected: 1870

**Belconnen** Enrolled: 4676, Projected: 5247

**Belconnen District 2** Enrolled: 11, Projected: 11

**Charnwood** Enrolled: 2201, Projected: 2128

**Dunlop** Enrolled: 5005, Projected: 4839

**Florey** Enrolled: 3520, Projected: 3403

**Fraser** Enrolled: 1582, Projected: 1530

**Higgins** Enrolled: 2354, Projected: 2275

**Latham** Enrolled: 2771, Projected: 2678

**Macgregor** Enrolled: 4748, Projected: 4590

**Macquarie** Enrolled: 2160, Projected: 2181

**Melba** Enrolled: 2364, Projected: 2285

**Scullin** Enrolled: 2061, Projected: 1993

**Strathnairn** Enrolled: 564, Projected: 1639