

Electoral boundaries submission

Submission details


Submission name: Dawn Bartlett

Submitted by: Dawn Bartlett

Submission description

As closely as possible I believe the electorates should align with town districts. I've used the current electorate names, but I think having with a Ngunawal language name for a location in each electorate would be better. Unfortunately I do not have sufficient knowledge to offer 5 relevant place names.

Electorates

 Yerrabi


Current: 99.05% Projected: 99.78%

 Ginninderra

Current: 103.54% Projected: 102.94%

 Kurrajong

Current: 91.16% Projected: 95.88%

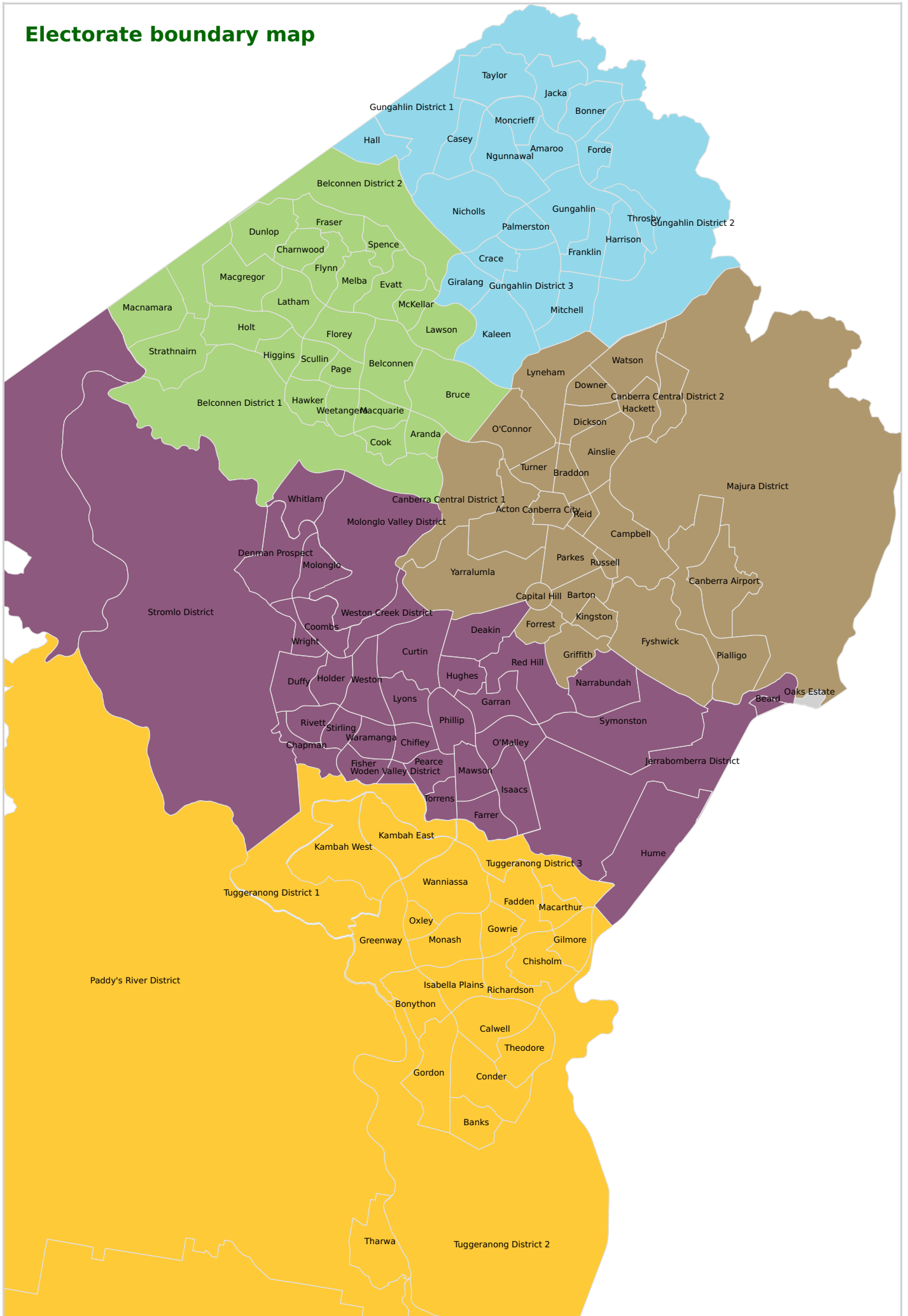
 Murrumbidgee

Current: 99.28% Projected: 98.89%

 Brindabella

Current: 106.58% Projected: 102.13%

Electorate boundary map



Electorate summary

Yerrabi

Amaroo Enrolled: 4147, Projected: 4083
Casey Enrolled: 4065, Projected: 4021
Forde Enrolled: 2806, Projected: 2699
Giralang Enrolled: 2419, Projected: 2338
Gungahlin District 1 Enrolled: 0, Projected: 0
Gungahlin District 3 Enrolled: 0, Projected: 0
Harrison Enrolled: 4718, Projected: 4561
Kaleen Enrolled: 5505, Projected: 5308
Moncrieff Enrolled: 2874, Projected: 3134
Nicholls Enrolled: 5086, Projected: 4960
Taylor Enrolled: 1326, Projected: 2945

Ginninderra

Aranda Enrolled: 1872, Projected: 1817
Belconnen District 1 Enrolled: 7, Projected: 6
Bruce Enrolled: 4433, Projected: 4291
Cook Enrolled: 2194, Projected: 2121
Evatt Enrolled: 3977, Projected: 3845
Flynn Enrolled: 2649, Projected: 2561
Hawker Enrolled: 2225, Projected: 2150
Holt Enrolled: 3982, Projected: 4034
Lawson Enrolled: 1333, Projected: 1289
Macnamara Enrolled: 0, Projected: 126
McKellar Enrolled: 2073, Projected: 2004
Page Enrolled: 2020, Projected: 1953
Spence Enrolled: 1952, Projected: 1888
Weetangera Enrolled: 2011, Projected: 1954

Kurrajong

Acton Enrolled: 936, Projected: 1083
Barton Enrolled: 1508, Projected: 1458
Campbell Enrolled: 4982, Projected: 5068
Canberra Central District 1 Enrolled: 0, Projected: 0
Canberra City Enrolled: 2567, Projected: 2633
Dickson Enrolled: 2318, Projected: 2534
Forrest Enrolled: 1583, Projected: 1700
Griffith Enrolled: 4050, Projected: 4401
Kingston Enrolled: 4852, Projected: 5116
Majura District Enrolled: 113, Projected: 103
Parkes Enrolled: 2, Projected: 110
Reid Enrolled: 1415, Projected: 1645
Turner Enrolled: 3242, Projected: 3309
Yarralumla Enrolled: 2493, Projected: 2538

Murrumbidgee

Beard Enrolled: 0, Projected: 1
Chifley Enrolled: 1849, Projected: 1788
Coree District Enrolled: 223, Projected: 196
Deakin Enrolled: 2318, Projected: 2240
Duffy Enrolled: 2481, Projected: 2399
Fisher Enrolled: 2276, Projected: 2200
Holder Enrolled: 2041, Projected: 1973
Hume Enrolled: 10, Projected: 10
Jerrabomberra District Enrolled: 28, Projected: 26
Mawson Enrolled: 2301, Projected: 2216
Molonglo Valley District Enrolled: 5, Projected: 5
O'Malley Enrolled: 781, Projected: 766
Phillip Enrolled: 3272, Projected: 3164

Bonner Enrolled: 4064, Projected: 3901
Crace Enrolled: 3026, Projected: 2926
Franklin Enrolled: 3944, Projected: 3813
Gungahlin Enrolled: 4681, Projected: 4657
Gungahlin District 2 Enrolled: 6, Projected: 6
Hall Enrolled: 239, Projected: 231
Jacka Enrolled: 374, Projected: 362
Mitchell Enrolled: 1, Projected: 2
Ngunnawal Enrolled: 7456, Projected: 7251
Palmerston Enrolled: 3910, Projected: 3780
Throsby Enrolled: 1287, Projected: 1870

Belconnen Enrolled: 4676, Projected: 5247
Belconnen District 2 Enrolled: 11, Projected: 11
Charnwood Enrolled: 2201, Projected: 2128
Dunlop Enrolled: 5005, Projected: 4839
Florey Enrolled: 3520, Projected: 3403
Fraser Enrolled: 1582, Projected: 1530
Higgins Enrolled: 2354, Projected: 2275
Latham Enrolled: 2771, Projected: 2678
Macgregor Enrolled: 4748, Projected: 4590
Macquarie Enrolled: 2160, Projected: 2181
Melba Enrolled: 2364, Projected: 2285
Scullin Enrolled: 2061, Projected: 1993
Strathnairn Enrolled: 564, Projected: 1639

Ainslie Enrolled: 4028, Projected: 3863
Braddon Enrolled: 4675, Projected: 4871
Canberra Airport Enrolled: 0, Projected: 38
Canberra Central District 2 Enrolled: 0, Projected: 0
Capital Hill Enrolled: 0, Projected: 0
Downer Enrolled: 2938, Projected: 2981
Fyshwick Enrolled: 19, Projected: 21
Hackett Enrolled: 2317, Projected: 3096
Lyneham Enrolled: 3948, Projected: 4090
O'Connor Enrolled: 4334, Projected: 4190
Pialligo Enrolled: 107, Projected: 822
Russell Enrolled: 0, Projected: 0
Watson Enrolled: 4576, Projected: 4723

Chapman Enrolled: 2216, Projected: 2121
Coombs Enrolled: 2899, Projected: 3420
Curtin Enrolled: 3997, Projected: 3885
Denman Prospect Enrolled: 1746, Projected: 2313
Farrer Enrolled: 2712, Projected: 2621
Garran Enrolled: 2403, Projected: 2323
Hughes Enrolled: 2206, Projected: 2133
Isaacs Enrolled: 1890, Projected: 1827
Lyons Enrolled: 2082, Projected: 2020
Molonglo Enrolled: 0, Projected: 0
Narrabundah Enrolled: 4645, Projected: 4490
Pearce Enrolled: 2018, Projected: 1951
Red Hill Enrolled: 2293, Projected: 2371

Rivett Enrolled: 2443, Projected: 2361
Stromlo District Enrolled: 33, Projected: 32
Torrens Enrolled: 1718, Projected: 1661
Weston Enrolled: 2766, Projected: 2674
Whitlam Enrolled: 43, Projected: 462
Wright Enrolled: 2450, Projected: 2803

Brindabella

Banks Enrolled: 3697, Projected: 3574
Calwell Enrolled: 4234, Projected: 4093
Conder Enrolled: 3819, Projected: 3692
Gilmore Enrolled: 2022, Projected: 1955
Gowrie Enrolled: 2369, Projected: 2291
Isabella Plains Enrolled: 3170, Projected: 3064
Kambah West Enrolled: 6706, Projected: 6478
Monash Enrolled: 4230, Projected: 4089
Paddy's River District Enrolled: 76, Projected: 63
Tennent District Enrolled: 21, Projected: 23
Theodore Enrolled: 2913, Projected: 2790
Tuggeranong District 2 Enrolled: 24, Projected: 24
Wanniassa Enrolled: 5815, Projected: 5621

Stirling Enrolled: 1526, Projected: 1475
Symonston Enrolled: 400, Projected: 421
Waramanga Enrolled: 2006, Projected: 1939
Weston Creek District Enrolled: 4, Projected: 0
Woden Valley District Enrolled: 0, Projected: 0

Bonython Enrolled: 2857, Projected: 2762
Chisholm Enrolled: 3896, Projected: 3766
Fadden Enrolled: 2333, Projected: 2210
Gordon Enrolled: 5875, Projected: 5679
Greenway Enrolled: 2978, Projected: 2879
Kambah East Enrolled: 5001, Projected: 4838
Macarthur Enrolled: 1072, Projected: 1013
Oxley Enrolled: 1264, Projected: 1223
Richardson Enrolled: 2216, Projected: 2142
Tharwa Enrolled: 51, Projected: 50
Tuggeranong District 1 Enrolled: 9, Projected: 8
Tuggeranong District 3 Enrolled: 0, Projected: 0