

# Electoral boundaries submission

## Submission details






**Submission name:** Kaleen and Giralang are not Gungahlin

**Submitted by:** Neil Thompson

## Submission description

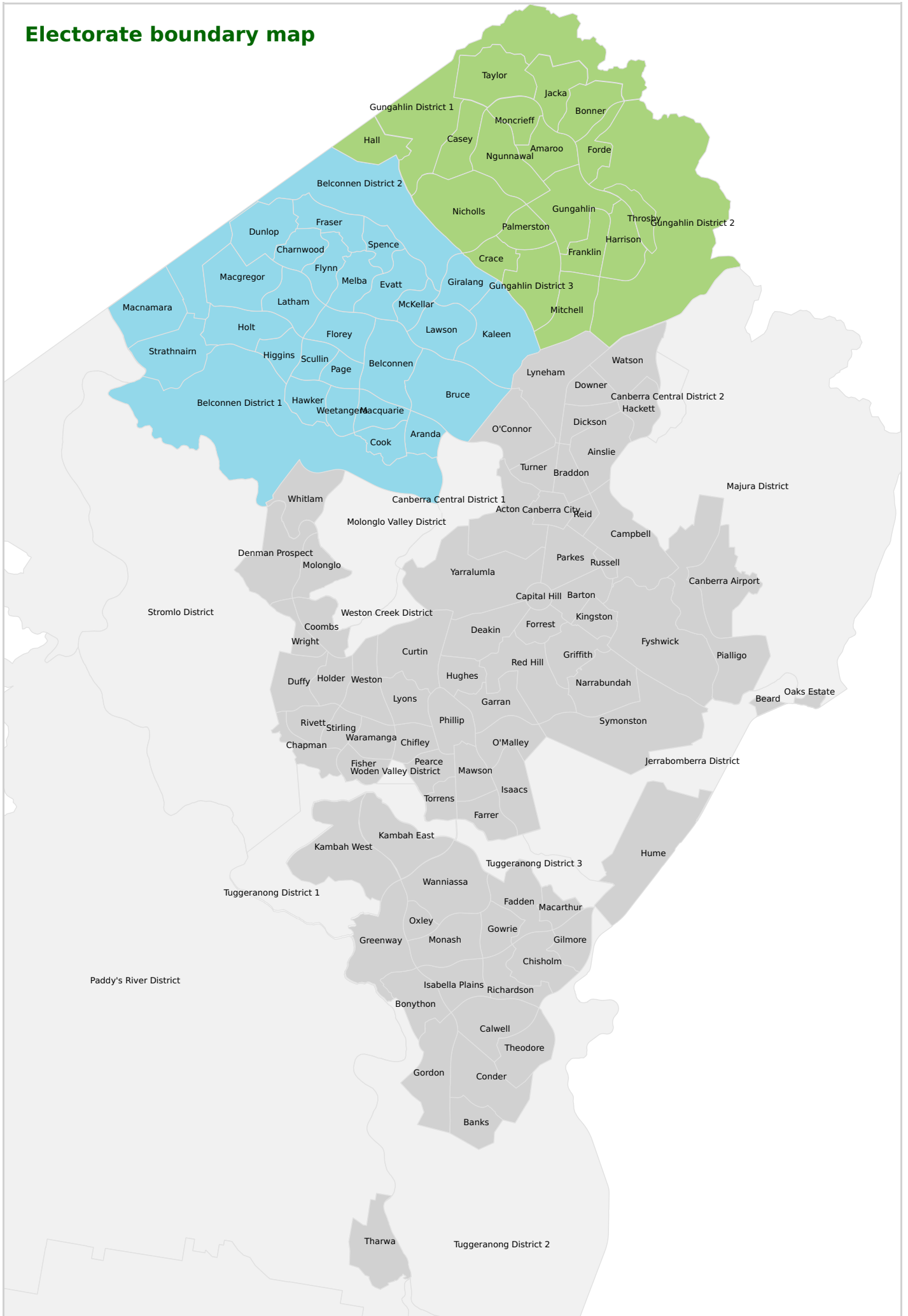
1. The current members for Yerrabi have less incentive to represent the concerns of residents of Giralang and Kaleen than the bulk of the Yerrabi electorate, which is focussed on Gungahlin.
2. Services, schools and roads used by Kaleen and Giralang residents are focussed on Belconnen but there is no incentive for current members for Ginninderra to engage with residents concerns.
3. Equal population shares do not always mean equal representation.

## Electoral boundaries

 <b>Belconnen</b> Current: 116.21% Projected: 115.08%	 <b>Yerrabi</b> Current: 86.37% Projected: 87.64%
 <b>Electorate 3</b> Current: 0.00% Projected: 0.00%	 <b>Electorate 4</b> Current: 0.00% Projected: 0.00%
 <b>Electorate 5</b> Current: 0.00% Projected: 0.00%	

This proposal does not ensure that the number of electors in each electorate is not greater than 110% or less than 90% of the current quota and that the number of electors in each electorate at the time of the next election will not be greater than 105% or less than 95% of the projected quota.

# Electorate boundary map



## Electorate summary

### Belconnen

**Aranda** Enrolled: 1872, Projected: 1817  
**Belconnen District 1** Enrolled: 7, Projected: 6  
**Bruce** Enrolled: 4433, Projected: 4291  
**Cook** Enrolled: 2194, Projected: 2121  
**Evatt** Enrolled: 3977, Projected: 3845  
**Flynn** Enrolled: 2649, Projected: 2561  
**Giralang** Enrolled: 2419, Projected: 2338  
**Higgins** Enrolled: 2354, Projected: 2275  
**Kaleen** Enrolled: 5505, Projected: 5308  
**Lawson** Enrolled: 1333, Projected: 1289  
**Macnamara** Enrolled: 0, Projected: 126  
**McKellar** Enrolled: 2073, Projected: 2004  
**Page** Enrolled: 2020, Projected: 1953  
**Spence** Enrolled: 1952, Projected: 1888  
**Weetangera** Enrolled: 2011, Projected: 1954

### Yerrabi

**Amaroo** Enrolled: 4147, Projected: 4083  
**Casey** Enrolled: 4065, Projected: 4021  
**Forde** Enrolled: 2806, Projected: 2699  
**Gungahlin** Enrolled: 4681, Projected: 4657  
**Gungahlin District 2** Enrolled: 6, Projected: 6  
**Hall** Enrolled: 239, Projected: 231  
**Jacka** Enrolled: 374, Projected: 362  
**Moncrieff** Enrolled: 2874, Projected: 3134  
**Nicholls** Enrolled: 5086, Projected: 4960  
**Taylor** Enrolled: 1326, Projected: 2945

### Electorate 3

### Electorate 4

### Electorate 5

**Belconnen** Enrolled: 4676, Projected: 5247  
**Belconnen District 2** Enrolled: 11, Projected: 11  
**Charnwood** Enrolled: 2201, Projected: 2128  
**Dunlop** Enrolled: 5005, Projected: 4839  
**Florey** Enrolled: 3520, Projected: 3403  
**Fraser** Enrolled: 1582, Projected: 1530  
**Hawker** Enrolled: 2225, Projected: 2150  
**Holt** Enrolled: 3982, Projected: 4034  
**Latham** Enrolled: 2771, Projected: 2678  
**Macgregor** Enrolled: 4748, Projected: 4590  
**Macquarie** Enrolled: 2160, Projected: 2181  
**Melba** Enrolled: 2364, Projected: 2285  
**Scullin** Enrolled: 2061, Projected: 1993  
**Strathnairn** Enrolled: 564, Projected: 1639

**Bonner** Enrolled: 4064, Projected: 3901  
**Crace** Enrolled: 3026, Projected: 2926  
**Franklin** Enrolled: 3944, Projected: 3813  
**Gungahlin District 1** Enrolled: 0, Projected: 0  
**Gungahlin District 3** Enrolled: 0, Projected: 0  
**Harrison** Enrolled: 4718, Projected: 4561  
**Mitchell** Enrolled: 1, Projected: 2  
**Ngunnawal** Enrolled: 7456, Projected: 7251  
**Palmerston** Enrolled: 3910, Projected: 3780  
**Throsby** Enrolled: 1287, Projected: 1870